


Testing, testing, 123

Strategies for Taking
Standardized Tests

'Twas the Night Before Testing

- Go to bed on time.
- Put a few number 2 pencils with erasers in your backpack.
- Solve family/friend problems before the testing date.
- Talk to your parents about any concerns that you might have about the test.



The Morning of Testing

- Start your day as you always do.
- Eat a good breakfast.
- Think of what you will do to relax after you get home from school.
- Think Positive!

Multiple Choice Questions

- If you do not understand the directions, ask for help.
- Read the question and *all* answer choices before marking anything.

Pace Yourself

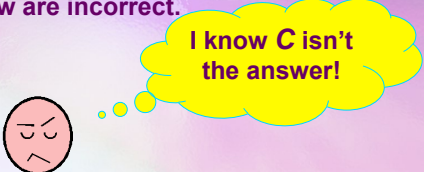
- Don't spend too much time on any one question. Do your best and then move on.
- Answers the easiest questions first, but be sure to go back to those questions you skipped.

Multiple Choice Questions

- Do not change your answers unless you are very uncertain about your first answer choice.
- Try to answer every question. Make the most intelligent guess you can.


The Process of Elimination

- After you have been through all of the questions once, go back and find questions you have some knowledge about and eliminate choices that you know are incorrect.




The Process of Elimination

- If you can eliminate two wrong answers, your chance of choosing the right answer is greater.



Answering Questions

- Don't guess blindly, but if you have time to think about the best answer choice, make it!



Skip, Return, Check

- If you finish early, check to make sure you have answered all questions.



Key Words

- Find **key words** or **phrases** in the question that will help you choose the correct answer.



Are we communicating?

- Make sure you understand what the question is asking.
- Be sure you are responding to the question that is being asked.

Reading Passages

- If the test requires you to read passages and then answer questions about what you read, **read the questions first.**
- By doing this, you will know what you are looking for as you read. This also helps you go faster on the test.

Reading Passages

- When there are several questions about a reading passage or chart, look for **clues** in other questions that will help you with those items about which you are unsure.

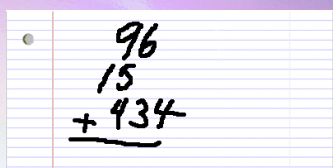
Math Computation

- When using scratch paper on a math test, double check to make sure that you have copied the problem correctly from the test booklet!



Math Computation

- Line up place value correctly on your scratch paper (thousands, hundreds, tens, ones) or the answer will be incorrect.



Math Computation

- If your answer does not match one of the choices, reread the problem, recopy the numbers, and try solving it again.



A Matter of Time


- If any time remains, spend it on those questions about which you know nothing or almost nothing.
- As you go back through, do not change all answers.
- **Remember: Your first guess is usually right.**

It's About Time

- Don't spend too much time rewriting or obsessing about neatness.
- Don't worry if you run out of time.



Final Tips



- Fill in bubbles fully, write neatly, and erase stray marks.
- Double-check the test number in your test booklet against the answer sheet every few questions to be sure you haven't gotten on the wrong number.



The Death Grip

- If your arm tires during testing it is probably due to the grip that you have on your pencil.
- Relax the grip and give those muscles a break.
- Do not do arm exercises during testing as this disturbs others.

Thank you, Mr. Know-it-all!

- Remember **it's okay not to know everything** — unlike class tests, these tests will have some questions designed to challenge the limits of your knowledge at a grade level *above* your current grade.

For Teachers

- **Test the Best!** Lesson plans and activities to prepare students for standardized tests.
